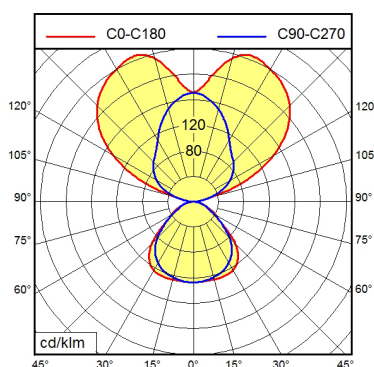
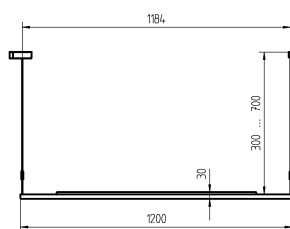



# Suspended luminaire IDOO.pendant IPP 7000/840/D

113265000-00688766



<b>Light source</b>	LED
<b>Work equipment</b>	Electronic ballast
<b>Connected load</b>	220 - 240 V; 50 Hz; 60 Hz
<b>Power consumption</b>	approx. 49 W
<b>Standby</b>	approx. 0,3 W
<b>Power factor</b>	env. 0,950
<b>Luminous flux</b>	approx. 7.000 lm
<b>Luminous efficiency <sup>1)</sup></b>	approx. 142 lm/W
<b>Light type/-color</b>	Cold white
<b>Colour temperatur</b>	approx. 4.000 K
<b>Color rendering index</b>	CRI ≥ 80
<b>Light distribution</b>	Direct/indirect; approx. 34 %
<b>Chromaticity tolerance LED</b>	< 3 SDCM
<b>Glare control</b>	Prism aperture
<b>Luminance (L65)</b>	≤ 2.500 cd/m <sup>2</sup>
<b>UGR class (4H 8H; EN 12464-1)</b>	≤ 16
<b>System of protection/Class</b>	IP 20
<b>Technology</b>	Continuously dimmable
<b>Operation</b>	External
<b>Housing</b>	Silver
<b>Light source cover</b>	Acrylic (PMMA); Clear
<b>Mains lead</b>	approx. 1 m; With free stranded wires; Single Luminaire
<b>Fastening</b>	Steel cable 0.3 - 0.7 m
<b>Life expectancy LED</b>	L80B50 50.000h
<b>Energy efficiency class</b>	E
<b>EAN</b>	4013330081645
<b>Weight without/incl. packaging</b>	7,5; approx. 8,6 kg
<b>Packaging dimensions</b>	approx. 1.355 mm; 300 mm; 90 mm
<b>Special features</b>	Indirect light component with Batwing diffuser for wide-beam light exit; Direct light component with edge light and light-guide technology for homogenous light exit; DALI Load 1x; Integration into DALI light management systems; DALI - dimming via digital rotary dimmer; TouchDIM - dimming via standard switch

<sup>1)</sup> For luminaires with separate control gear, the luminous efficacy refers to the luminaire head without control gear